



STAFFORD COUNTY

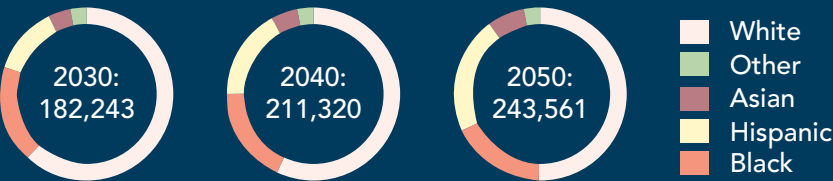
2024 COUNTY PROFILE

2024 COUNTY PROFILE

POPULATION AND DEMOGRAPHIC DATA

County	2024 Population	Median Age	Median Household Income	Median Home Value	Veterans
Albemarle	115,676	39	\$97,708	\$450,200	7.7%
Fauquier	122,785	41	\$111,368	\$501,200	11.6%
Hanover	114,148	42	\$104,678	\$347,900	9.4%
Loudoun	436,347	37	\$170,463	\$657,000	8%
Prince William	489,640	35	\$123,193	\$472,000	12.6%
Spotsylvania	149,588	38	\$105,068	\$349,900	14%
Stafford	167,421	35	\$128,036	\$431,900	19.4%

Future Population



Source: Weldon Cooper Center, University of Virginia, 2019 and US Census 2019

Stafford continues to house the most veterans of any comparable locality.

ECONOMY

108,686

Civilian Labor Force

2.4%

Unemployment Rate

\$128,036

Median Household Income

\$7.5B

Gross Domestic Product

\$0.9067

FY24 Adopted Tax Rate

77%

Workforce Commute-Out

Stafford County is comprised of 277 square miles. The County offers a business-friendly environment. Low business and real estate tax rates are designed to promote commercial growth and expand job opportunities for our citizens.

In addition to the existing VRE, Stafford Airport, and I-95 Express Lanes, approximately \$55M in transportation improvements are planned between FY2019-2028.

Source: Weldon Cooper Center for Public Service, FRED, US Census, NOVA WORKFORCE DASHBOARD, FAAR


2024 COUNTY PROFILE

STAFFORD COUNTY AT A GLANCE

	FY2015	FY2016	FY2017	FY2018	FY2019	FY2020	FY2021	FY2022	FY2023	FY2024	FY2025 Adopted
Dollars (000)											
General Fund Revenues	267,160	274,319	285,151	287,745	306,956	321,264	363,862	355,383	376,716	418,296	455,160
Local School Funding	133,116	143,718	143,836	147,722	151,125	168,603	163,825	170,528	176,348	197,469	211,179
People											
Resident Population (1)	140,176	141,915	145,699	149,110	151,689	153,392	160,337	162,780	165,260	167,421	170,044*
Authorized County Positions (2)	998	1,010	1,063	1,076	1,123	1,143	1,178	1,235	1,299	1,350	1,392
School Positions (3)	3,697	3,725	3,884	3,951	4,028	4,249	4,249	4,319	4,428	4,750	4,901
School Enrollment (ADM) (4)	27,048	27,340	27,850	28,551	28,852	29,351	28,700	29,425	30,607	30,969	31,275
Assessed Value											
Real Property (5)	14,698,934	15,856,658	16,176,100	17,203,940	17,549,521	18,728,794	19,139,865	19,415,767	23,260,631	24,600,000	28,156,377
Tax Rates											
Real Property	1.019	1.019/0.99	0.99	0.99	0.99	0.99/.97	0.97	0.97	0.97/0.85	0.93	0.89
Personal Property	6.61	6.61	6.5	6.46	6.46	6.46	6.46	6.10	5.49	5.472	5.72
Personal Property Effective Rate	2.64	2.64	2.6	2.6	2.58	2.58	2.58	3.05	2.75	2.86	2.945

(1) Department of Planning and Zoning Population projections
(2) Full-Time and Part-Time Positions
(3) All School Funds positions are Full-Time Equivalent totals and rounding may apply
(4) (ADM) Average Daily Membership
(5) Calendar Year Value

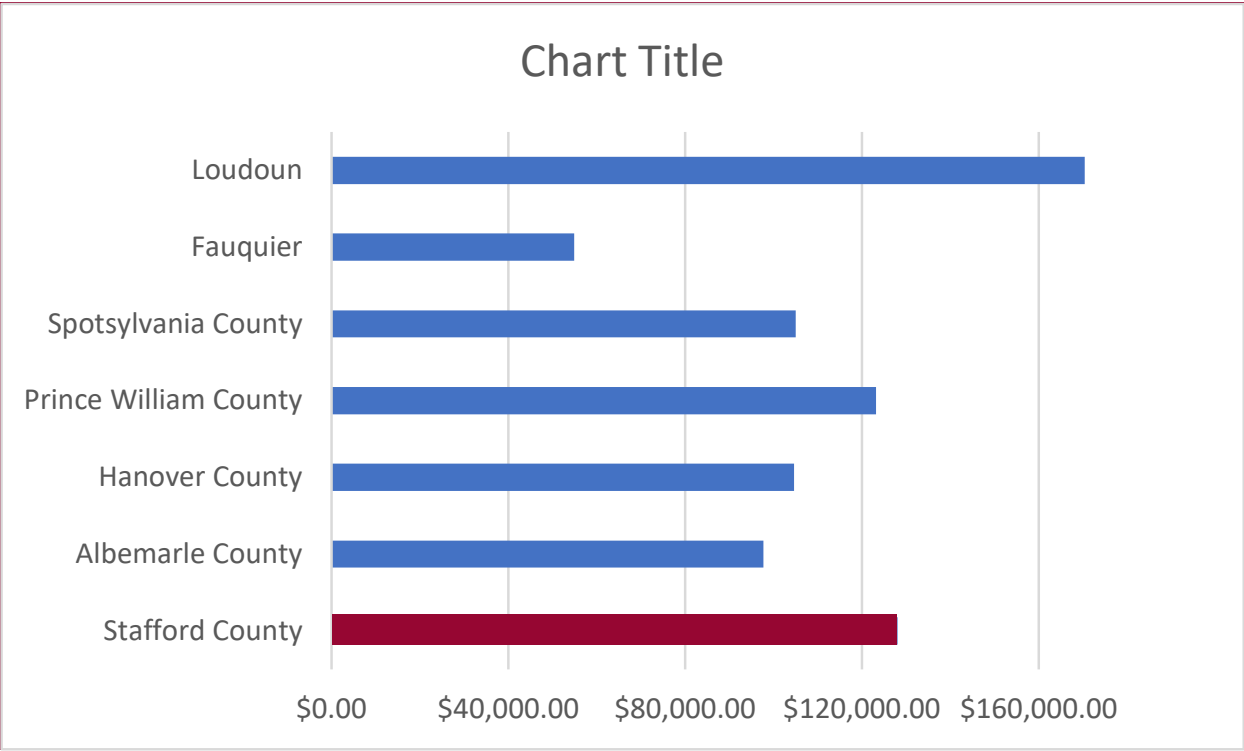
AVERAGE RESIDENTIAL 2024 REAL ESTATE TAX BILL



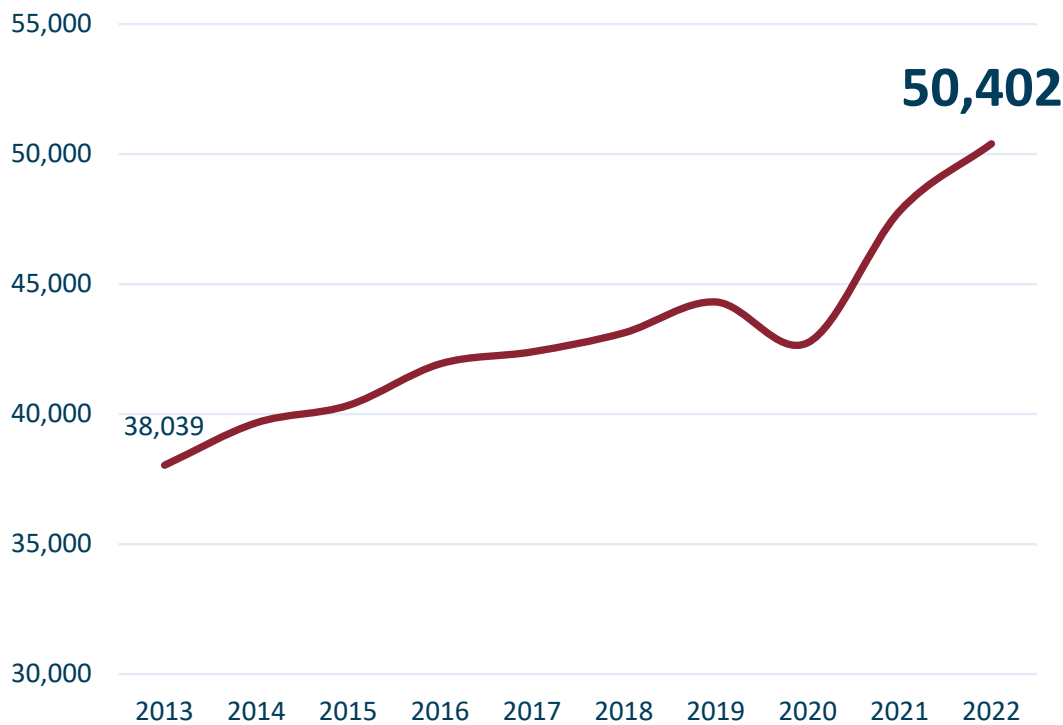
2024 COUNTY PROFILE

STAFFORD GROWTH

2024 MEDIAN HOUSEHOLD INCOME



STAFFORD 10-YEAR QUARTERLY AVERAGE EMPLOYMENT GROWTH





Learn More: www.staffordcountyva.gov/budget

STAFFORD
Virginia